

**Home Page**

• 4,600+ newspapers from the 1700s–2000s  
• Millions of additional pages added every month

226,636,315 TOTAL PAGES

Search Browse Papers Clippings Subscribe Sign-in

Try 7 days free

Search a keyword or name Add more info

See papers by location

**Logo****URL**

<https://www.newspapers.com/>

**Subject**

Newspapers – United States - Archives

**Accessibility**

On subscription basis

**Language**

English

**Publisher**

Ancestry

**Brief History**

Ancestry.com LLC is a privately held Internet company based in Lehi, Utah, United States. The largest for-profit genealogy company in the world, it operates a network of genealogical and historical record websites focused on the United States and nine

foreign countries, develops and markets genealogical software, and offers a wide array of genealogical related services

Ancestry's brands include Ancestry, AncestryDNA, AncestryHealth, AncestryProGenealogists, Archives.com, Family Tree Maker, Find a Grave, Fold3, **Newspapers.com** (nl), and Rootsweb.


Newspapers.com is a subscription-based website launched in November 2012, which provides access to historical newspapers, mostly from the United States, for genealogical and historical research.

### *Scope and Coverage*

Newspapers provide a unique view of the past and can help to understand and connect with the people, events and attitudes of an earlier time. Newspapers.com is the online home of 100+ million pages of historical newspapers from 4,600+ newspapers, mostly local United States papers with some Canadian and elsewhere.

### *Kind of Information*

At Newspapers.com it's easy and convenient to search or browse the collection to find news, notices of births, marriages and deaths, sports, comics and much more. Their high quality digital images and powerful viewer provide the best look at these historical papers and make it easy to print, save and share what you find.



Newspapers.com is perfect for:

- Historians
- Genealogists
- Family Historians
- Researchers
- Teachers

The collection includes some major newspapers for limited periods (i.e., 50 years of the New York Times), but mostly consists of regional papers from the 1700s onward. Very few titles go beyond the late 1980s.

Newspapers.com also provides,

- Historical newspapers from 1700s–2000s
- 226 million+ pages from over 4,600+ newspapers
- Access to licensed content from premium publishers
- Millions of new pages added every month
- Visitors can easily view, print, save, and share the findings

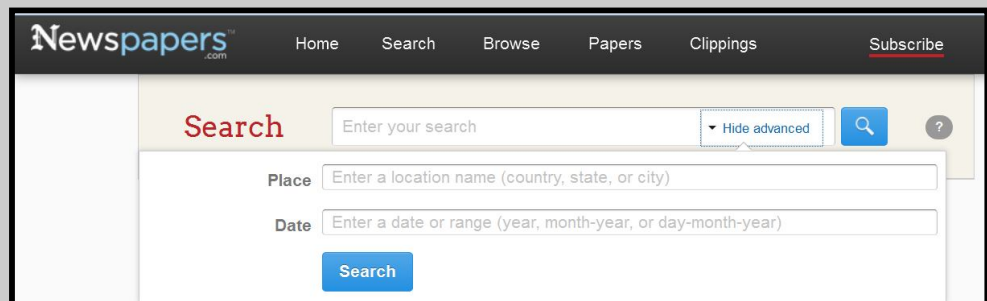
## Special Features

### ❖ Searching at Newspapers.com:

Search and browse are the two best ways to find what users are looking for on Newspapers.com.

**Search:** When visitors have a name or other keywords to find, let the search comb through the millions of news pages to help them locate what they are looking for. All the pages on Newspapers.com have been indexed using Optical Character Recognition (OCR). This means that a computer has tried to identify the words on each page and produce a digital version to search. When the image is clean and in good condition, this process is very accurate and can make searching papers easy. For older papers or other papers where the image is less clear, the OCR processing may miss important words or read them incorrectly.

Users can search from the home page or by clicking the "Search" link at the top of most pages of the site. Type the name or other words they want to search for in the search box. A search will look for pages that include all the terms they put in the search box. They can filter your search by mentioning place and date also.

A screenshot of the Newspapers.com search interface. The top navigation bar includes links for Home, Search, Browse, Papers, Clippings, and a red underlined Subscribe link. The main search area features a large search box with the placeholder text "Enter your search", a "Hide advanced" dropdown menu, and a blue search button. Below the main search box are two smaller input fields: "Place" with the placeholder "Enter a location name (country, state, or city)" and "Date" with the placeholder "Enter a date or range (year, month-year, or day-month-year)". A blue "Search" button is positioned below these fields.

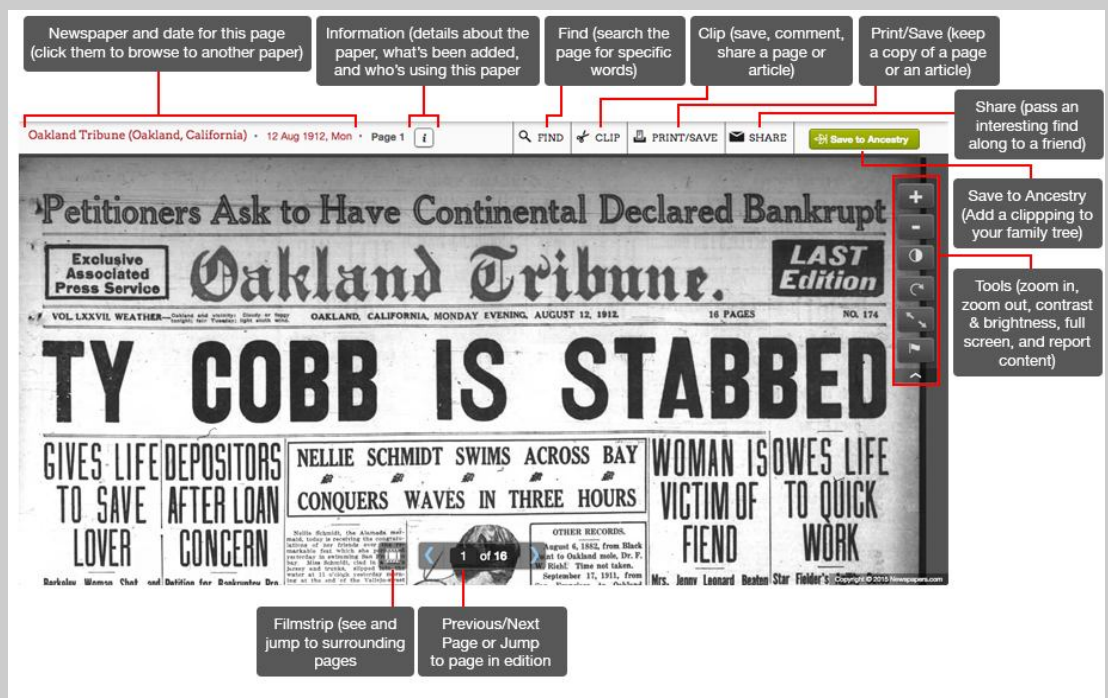
Visitors can use quotation marks ("") to narrow their search to results that exactly match their search and/or to limit their results to matches where the terms are right next to each other (i.e. "Eli Whitney" or "Washington Monument")

**Browsing:** When users want to look at events for a particular date, or searching hasn't helped you find what you are looking for, browsing can be a good way to get into the papers. Users can browse the site by clicking the "Browse" link at the top of most pages and following a path through country, state, city, newspaper and then on to date. Or you can go to the "Papers" page and use the left column to browse newspaper titles by name, location, or time period.

### ❖ Viewing papers on Newspapers.com:

The Newspapers.com viewer is a powerful tool that lets visitors explore a newspaper page in close detail, clip a page or article and print, save or share what they find.

Here are some of the Viewer's key features:



#### ❖ **Print & Download:**

When visitors find something on Newspapers.com that they would like to have a copy of they can print the image directly from the viewer or can download the image and save a digital copy.

To print or save from the Viewer

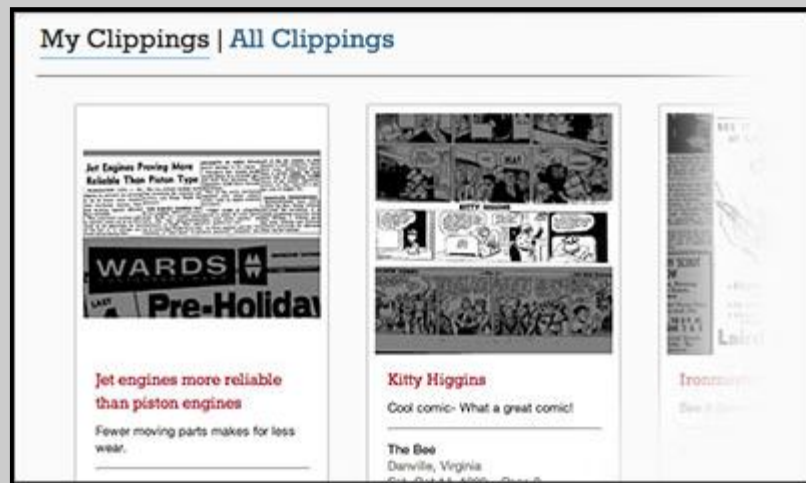
- Click the Print/Save button in the viewer's tool bar.
- Choose all or part of the image.
- Choose to print or save the file.
- If saving, follow the instructions to choose where they would like to save the image and, if they would like, change the filename but keep the ".jpg" at the end.
- If printing, follow the instructions for printing.

#### ❖ **Clippings:**

Clippings are an easy way to keep track of interesting things they find on Newspapers.com. To clip an article, just click the "Clip" button in the viewer, move and resize the clipping box around the article they want to clip, and, if they want, add a title or description for the clipping.

Once users have clipped something, it is saved to their clippings list where they

can easily find it again. Just click on the "Clippings" link at the top of the page. They can also get to this list by clicking the arrow next to your member name in the upper right of the page and selecting "My Clippings."



**Arrangement Pattern** Arranged chronologically.

**Remarks** Newspapers available in Newspapers.com are for the purpose of historical research, and are not responsible for the content of any newspapers archived at their site.

**Comparable Tools**

- The British Newspaper Archive ( <http://www.britishnewspaperarchive.co.uk/>)
- ProQuest Historical Newspapers (<http://www.proquest.com/products-services/pq-hist-news.html>)
- Irish Newspaper Archives (<https://www.irishnewsarchive.com/>)

**Date of Access** January 02, 2017