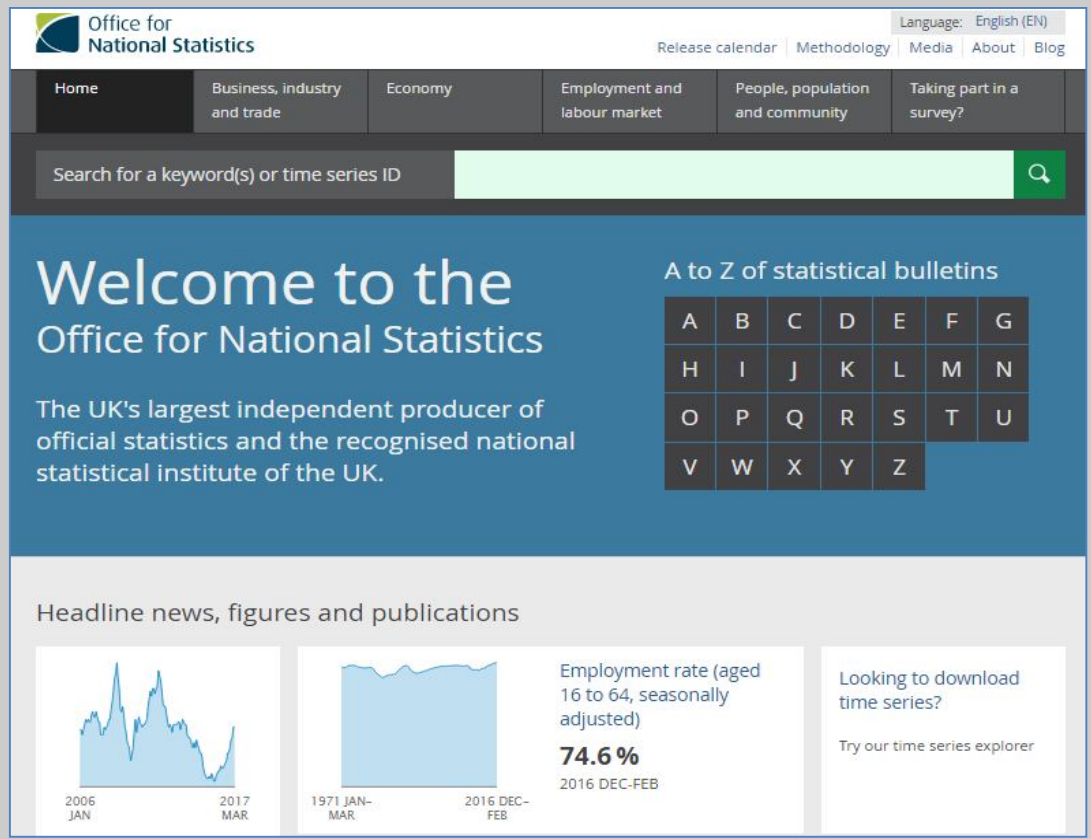


Home Page



Office for National Statistics

Language: English (EN)

Release calendar | Methodology | Media | About | Blog

Home | Business, industry and trade | Economy | Employment and labour market | People, population and community | Taking part in a survey?

Search for a keyword(s) or time series ID


Welcome to the Office for National Statistics

The UK's largest independent producer of official statistics and the recognised national statistical institute of the UK.

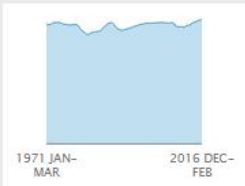
A to Z of statistical bulletins

A	B	C	D	E	F	G
H	I	J	K	L	M	N
O	P	Q	R	S	T	U
V	W	X	Y	Z		

Headline news, figures and publications



2006 JAN 2017 MAR



1971 JAN-MAR 2016 DEC-FEB

Employment rate (aged 16 to 64, seasonally adjusted)


74.6%

2016 DEC-FEB

Looking to download time series?

Try our time series explorer

Logo



URL

<https://www.ons.gov.uk/>

Subject

Statistics - United Kingdom

Accessibility

Free

Language

English

Publisher

Office for National Statistics

Brief History

The ONS was formed on 1 April 1996 by the merger of the Central Statistical Office (CSO) and the Office of Population Censuses and Surveys (OPCS).

Scope and Coverage

It covers information on the activities of businesses and industry in the UK, including data on the production and trade of goods and services, sales by retailers, characteristics of businesses, the construction and manufacturing sectors, and international trade. Employment data covering employment rates, hours of work and earnings. It also gives information on neighbourhood statistics (NeSS) which offers free access to a summary of your neighbourhood and small area data. This covers the census, deprivation, health, local economy, education, housing and crime. It allows to analyse and compare selected areas using maps and charts.

Kind of Information

UK business dataset contains data on local units and enterprises by geography, industry, legal status and employment size band. There are additional data at enterprise level by turnover size band.

Dataset can be seen by selecting entity type, time period and a mandatory field. Data can be seen in tabular format including graphical representation also. Examples are given below:

Time	2015
Entity Type	Enterprise
Table Population : UK Business Entities Unit : Business Entities, Count	
Total	
- United Kingdom	2,449,415
- Great Britain	2,382,365
- England and Wales	2,214,095
- England	2,116,295

It also provides information on careers including the facilities and scope. Information on different topics are given with their macro categories and related articles.

The efficiency of the UK workforce calculated as output per worker, output per job and output per hour. It gives information on labour productivity which is an important factor in determining the productive potential of the economy and the relevant statistical representation are given as highlights as follows:



It provides information on people, population and community. It includes information births, deaths, marriage, crime and justice, culture and identity, education and health, housing, elections, population and migration etc. The national accounts framework brings units and transactions together to provide a simple and understandable description of production, income, consumption, accumulation and wealth.

Its publications are also discussed here with brief description. As for e.g. : the annual United Kingdom national accounts are published in an online publication (The Blue Book) by ONS. It records and describes economic activity in the United Kingdom and as such is used by government, banks, academics and industries to formulate the economic and social policies and monitor the economic progress of the United Kingdom. It also allows international comparisons to be made.

Special Features

- Visitors can search the website by using keyword or time series id.
- Datasets can be changed, refined and downloaded.
- Statistical bulletin can be printed directly.

Arrangement Pattern

Statistical bulletins are arranged alphabetically as shown below:

Refine results
Clear all

Contains

Choose a letter to browse

A	B	C	D	E	F	G	H
I	J	K	L	M	N	O	P
Q	R	S	T	U	V	W	X
Y	Z						

Baby names in England and Wales: 2015 (Latest release)
 Statistical bulletin | Released on 2 September 2016
 Most popular first names for baby boys and girls using birth registration data.
 Keywords: popular, names, boys, girls, baby, babies

Balance of Payments: Oct to Dec and annual 2016 (Latest release)
 Statistical bulletin | Released on 31 March 2017
 Trade in goods and services, income, current and capital transfers, transactions in UK external assets and liabilities, and levels of identified assets and liabilities.
 Keywords: monetary, rest of the world, foreign, economy

Birth characteristics in England and Wales: 2015 (Latest release)
 Statistical bulletin | Released on 21 October 2016

Main categories are arranged alphabetically also :

Business

Changes to business

Construction industry

IT and internet industry

International trade

Remarks

ONS is UK's largest independent producer of official statistics and its recognized national statistical institute. It is responsible for collecting and publishing statistics related to the economy, population and society at national, regional and local levels.

Comparable Tools

- Statista - Statistics & Facts of United Kingdom
(<https://www.statista.com> › Industries › International › UK, Great Britain)

Date of Access

19th April' 2017.